

# MANISCOPIC

## MLT 630 MLT 634

- Maximum lifting height : 6.05 m
- Capacity : 3000 kg/3400 kg
- Maximum forward reach : 3.25 m
- Torque convertor
- JSM : an «all in one» system

### 1) Hydraulic controls

### 2) Forward/Reverse selection

### 3) Speed selection (Powershift option)

Comfortable  
Powershift  
gear selection



MLT 634 TURBO LSU - CBG Standard 2450

# MLT 630/634

**Lifting capacity** .....3000 kg 3400 kg  
(load centre at 500mm from forks heels)  
Tipping load at maximum reach...1630 kg 2030 kg  
Tear out force with bucket  
to ISO 8313 .....5300 daN 5300 daN

**Lifting height** .....6.05 m  
**Times:** unladen / loaded (in s)  
Lifting .....6.1/7.5  
Lowering .....5/4.6  
Boom extension.....5.2/6.2  
Boom retraction.....4.2/4.1  
Time unladen (in s)  
Crowd .....2.9  
Dump .....2.7

**Tyres**  
460/70-24 XMCL

**Forks (mm)**  
Length.....1200  
Width X thickness.....125 x 45  
Maximum distance between forks.....1260  
Carriage rotation.....146°

**Multidisc brakes - hydraulically assisted on 4 wheels**

**Perkins engine**  
Turbo: 1104 C - 44 T .....4 cyl. - 4400 cm<sup>3</sup>  
Turbo 120\*: 1104 D - E 44 TA.....4 cyl. - 4400 cm<sup>3</sup>  
Puissance at 2200 tr/mn  
(ISO/TR 14396) Turbo.....101 HP/74.5 kw  
Turbo 120\* .....124 HP/91 kw  
Maximum torque: Turbo.....412 Nm at 1400 rpm  
Turbo 120\* .....490 Nm at 1400 rpm

Direct injection  
Water cooling

**Transmission** .....torque convertor  
Reversing shift.....electrohydraulic  
4 speeds forward and reverse  
Limited slip differential lock  
Max. travel speed: .....till 42 km/h\*\*  
Powershift available for the MLT 634-120 (6/3)

**Hydraulic**  
**Turbo:** .....105 l./mn - 250 bars  
Gear pump

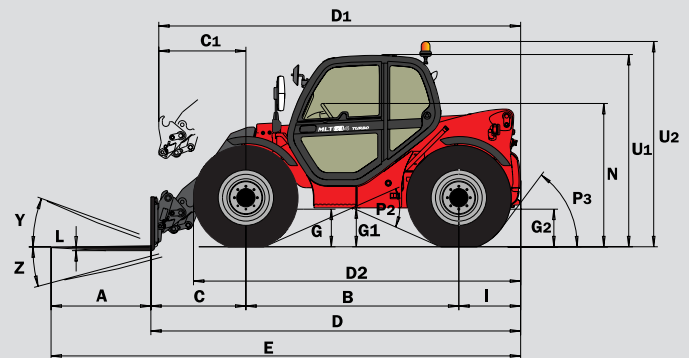
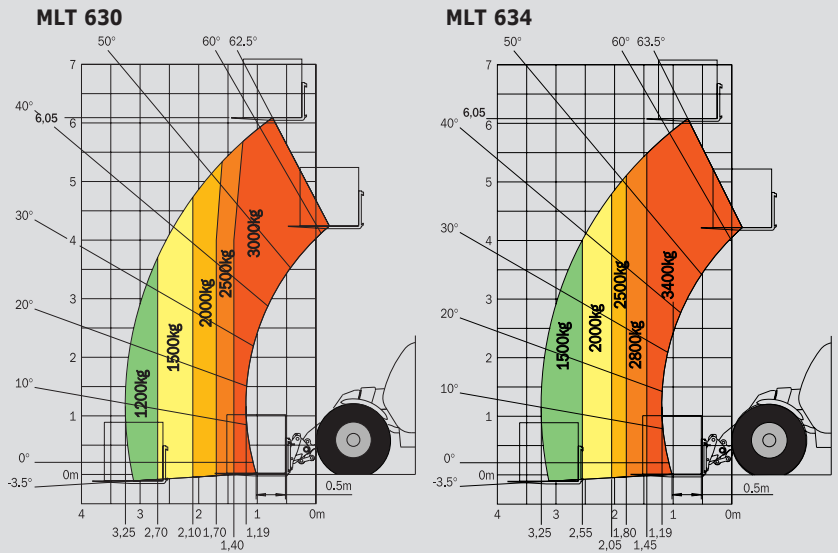
**Turbo LSU:** .....110 l./mn - 270 bars  
Variable displacement pump  
Valve bank DDIC  
Monolever **J.S.M (Joystick Switch and Move)**  
**Turbo 120 LSU:** .....150 l./mn - 270 bars  
Electronically regulated variable displacement pump  
Valve bank DDIC  
Monolever **J.S.M (Joystick Switch and Move)**  
Flow divider with load sensing device driving and braking

**Capacities**  
Hydraulic oil .....125 l.  
Fuel tank .....120 l.

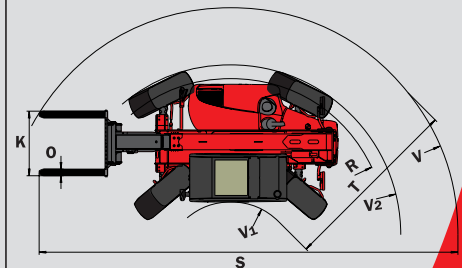
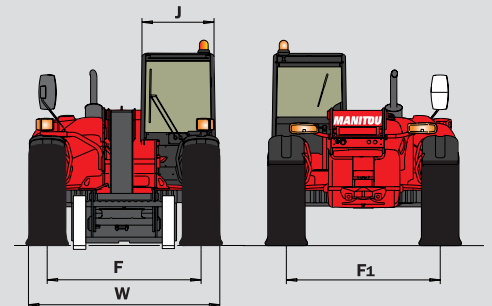
**Weight unladen (with forks)**.....6450/6950 kg  
**Overall height** .....2.30 m/2.30 m  
**Overall width** .....2.32 m/2.32 m  
**Turning radius (outside wheels)** .....3.70 m/3.70 m  
**Overall length** .....4.49 m/4.57 m  
**Ground clearance** .....0.44 m/0.44 m  
**Drawbar pull** .....Turbo 7500 daN  
Turbo LSU 8600 daN  
Turbo 120 LSU 8600 daN

\* Turbo 120 = Stage III A  
\*\* Depending on models

**Forward reach at maximum height : 0.75 m** Under EN 1459 annexe B



	MLT 630 T	MLT 634 T LSU MLT 634 - 120 LSU MLT 634 - 120 LSU PS
A	1200	1200
B	2560	2560
C	1142	1142
C1	1245	1245
D	4491	4579
D1	4594	4682
D2	3949	4037
E	5691	5779
F	1870	1870
F1	1870	1870
G	455	455
G1	440	440
G2	440	440
I	789	877
J	865	865
K	1260	1260
L	45	45
N	1720	1720
O	125	125
P2	47.5°	47.5°
P3	53°	53°
R	3475	3475
S	7324	7324
T	3380	3380
U1	2300	2300
U2	2550	2550
V	4630	4630
V1	1250	1250
V2	3703	3703
W	2325	2325
Y	12°	12°
Z	134°	134°



This publication in no way constitutes an offer and the company reserves the right to alter specification without prior notice.  
The MANITOU models presented in this brochure can be supplied complete with optional equipment attachments.

**MANITOU BF SA**

B.P. 249 - 44158 Ancenis Cedex - France  
Tel. : 33 2 40 09 10 11 / Export Department Fax : 33 2 40 09 10 97  
www.manitou.com

700045EN-C - 10/07 - BE-152/Ind. F

